






## New Quest Posts (Starting 9/20/16)

For the remainder of the semester, we will be using [Adobe Spark](#) for **Quest Posts** and other **Special Quests/Adventures**.

It is very important that you log into your **Enterprise Account** which can be found at the bottom of the sign in page. You will sign in with your Clemson email minus the "g" (i.e., [cstuar2@clemson.edu](mailto:cstuar2@clemson.edu)). If you have questions with this, please let me know! Once you are logged in, you will be able to create a **Post**, **Page**, or **Video**. (You may also download the mobile app).

What would you like to create?

<p><b>Post</b></p>  <p>Social posts and graphics - great for memes, inspirational quotes, announcements, invitations, and more!</p>	<p><b>Page</b></p>  <p>Web stories - great for photo journals, event recaps, portfolios, catalogs and more!</p>	<p><b>Video</b></p>  <p>Animated videos - great for lessons, pitches, presentations, greetings and more!</p>
--	--	---

Please follow the following requirements based on your guild:

**Warriors:** You are to write at least a 400-word summary of the reading, pulling out important quotes and terms which should be set apart through the use of colors and fonts. You must also list four terms and their definitions from two different sources at the bottom of your summary. Make sure to indicate where each definition came from with a works cited. (Can be done as a **Page**)

**Rangers:** You are to create a **Page** in Adobe Spark that links important information from the reading to outside research. Your first panel should be a 2-3 sentence summary of what you read. Then, you should provide at least four quotes from the text with connected media (i.e., videos, pictures, songs, or

websites). Each quote and connection should be explained on its own panel. Make sure the end panel is a works cited for all media and sources used.

**Bards:** You are to create a **Page** in Adobe Spark that tells a narrative through a combination of images and text. The narrative should be inspired by the reading in some way. It could be a quote, reaction to an idea, exploration of a term, etc. The piece could be a creative story, lyric, poem, photo essay, etc. Use your imagination. The intended time of experience should be about 60 seconds. Original artwork is encouraged. Please provide a works cited for all sourced material. (Can be done as a **Video**)

**Mages:** You are to make a **Video** in Adobe Spark using both images, text, and voice in reaction to the reading. This can have a short summary of the text, but it should focus more on your interpretation/reaction of a summation of or an individual idea. The video should be around two minutes in length. Please make sure all sourced material is cited.

Please place links, uploads, and documents in the appropriate Quest Post folder.

**Note:** You may create images in **Post** for any and all of your posts. Also, there is an inspiration page that can give you ideas for your posts.

**Final Thought on Taking Risks:** As always, you are highly encouraged to step outside of your comfort zone and create something unique and new. Take risks and risk failure along the way. You will always be rewarded for your efforts if you communicate what you were trying to accomplish. I much rather see you take on something new and fail than do the same thing week to week without learning anything new. We should never be afraid to fail if we truly try. Experiment. Have fun. Make something amazing!